



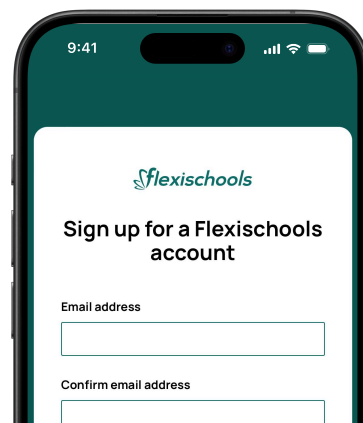
Scan the QR
code to
download
the app

Our school is online with Flexischools

Step 1

Register with Flexischools

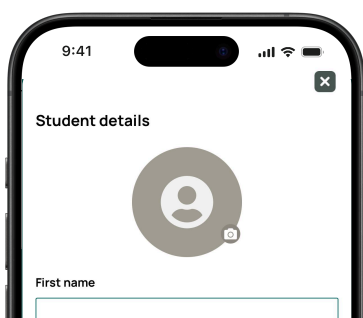
- 1 Download the Flexischools app and click **"Sign Up."**
- 2 Enter your email to **create an account.**
- 3 Go to your inbox and click the link to **verify your email.**
- 4 Follow the prompts to complete your registration.



Step 2

Enter your child's details

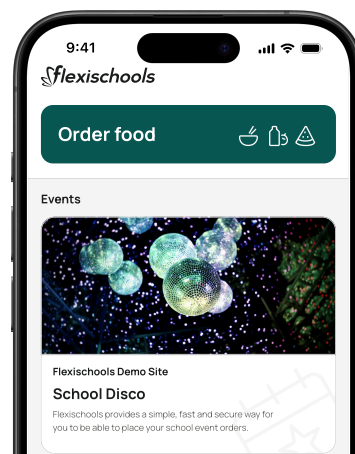
- 1 In the navigation bar, add your student(s) under **"Profile" > "Students" > "Add new."**
- 2 **Add your child's details** to the new student profile.



Step 3

Place an order

- 1 On the home page, click the **"Order food"** button.
- 2 **Select the student** you would like to order for. Choose a **service** and **order date.**
- 3 **Select the items** you would like to order.
- 4 Click **"View order"** and select **"Checkout and pay"** to place your order.



Issued by InLoop ACN 114 508 771 AFSL 471558. Read PDS & TMD at www.flexischools.com.au/legal. Advice is general & doesn't consider your needs.

